



Action words tell what people or things do.

Read the action words in the box.
Look at each picture.
Write the action word on the line.

Word Box		
run	fall	rest
dig	lick	swim




1. dig



2. _____



3. _____



4. _____



5. _____



6. _____



Convention

An asking sentence ends with a question mark.


Circle the question mark.

Can you swim?



An action word tells what is happening in a sentence.

- A. Look at the picture.
Read each sentence.
Circle the action word.



1. Mia runs to Diego.
2. Diego walks to the slide.
3. Sara stands in line.
4. Tony sits on the slide.

- B. Read the action words in the box.
Use them to complete the sentences.



1. I _____ rope.



2. I _____ my bike.



3. You _____ the baby.

Word Box

jump

push

ride








Use good action words.

- A. Read the action words in the box.
 Look at each animal.
 Use an action word to complete each sentence.

Word Box	
flies	crawls
hops	walks

The animals **go** to the finish line.

Start		The duck <u>walks</u> .
		The frog _____.
		The bird _____.
		The worm _____.



- B. Read each action word.
 Draw a line to the word that means almost the same thing.



jump •

• munch



eat •

• sniff



smell •

• hop



Convention

An asking sentence ends with a question mark.

Trace over the question mark.

What do you smell?



Use good action words.

A. Look at each picture.
How does the person or animal move?
Write the action word on the line.



1. bunny _____



2. birds _____

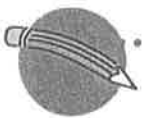


3. fish _____



4. girl _____

B. What is your favorite action word?



Convention

An asking sentence ends with a question mark.



Finish the sentence.
Write a question mark.

What do you like to play _____



A describing word tells what something is like.
Some describing words tell how something looks.

Read the describing words in the box.
Look at each picture.
Write the describing word on the line.



Word Box	
white	round
gray	short
long	

1. short

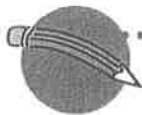
2. _____



3. _____

4. _____

5. _____



Convention

The names of special places begin with a capital letter.

Circle the capital letters in the names of these stores.

Crazy Clothes

Miller Shoe Shop



Some describing words tell how something smells. Others tell how something tastes.

A. Read each sentence. Look at each picture. Draw a line from each sentence to the picture it describes.


1. This dish smells stinky. •




2. This dish smells clean. •



B. Read the taste words in the box. Write one to finish each food label.



Word Box
salty
sour
sweet



Convention

The names of special places begin with a capital letter.

Trace over the capital letters in the name of the store.

Fresh Food Mart



Some describing words tell how something sounds. Others tell how something feels.

Read the words in the word box.
Use the words to complete the sentences.



1. The fire is hot.
2. The ice cream is _____.
3. The radio is _____.
4. The dog sleeps on the _____ grass.
5. The dog is _____.
6. The sidewalk is _____.

Word Box	
cold	loud
hard	quiet
hot	soft



Convention

The names of special places begin with a capital letter.

Copy the name of the park.
Use capital letters.

center park _____



A describing word tells what something is.
Use good describing words.

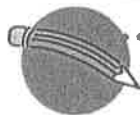
What do you see, hear, feel, smell, or taste at school?
Draw three things.

Write a describing word to tell about each one.

1

2

3



Convention

The names of special places begin with a capital letter.


Write the name of your school.
Use capital letters.



Some describing words tell how you feel.

Look at the picture story.
Read each feeling word.
Use the words to finish the sentences.

The Last Brownie



Elena

Alex

Kate

James

Mary

1. Elena is happy!

2. Alex is _____.

3. Kate is _____.

4. James is _____!

5. Mary is _____.

Word Box

fine mad

glad sad

happy



Convention

Use an exclamation point to end sentences that show strong feelings.

Circle the exclamation point.


Good snacks make me happy!



Use words that tell how you feel.

Trace over each feeling word.
Draw a line to the picture that shows the feeling.

1. hungry •



2. full •



3. hurt •



4. sick •



5. scared •



6. tired •



Name: _____



Use just the right word to tell about a feeling.

Read the words in the box.
Find a word to take the place of **good** or **bad**.
Use the word to finish the sentence.

Word Box	
glad	mad
great	sad

1. Yasmin feels good.

Yasmin feels glad _____.



2. Eric feels bad.

Eric feels _____.



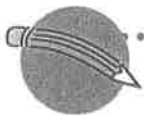
3. Noah feels good!

Noah feels _____!



4. Kim feels bad!

Kim feels _____!



Convention

Use an exclamation point to end sentences that show strong feelings.

Trace over the exclamation point.

The storm made me scared !

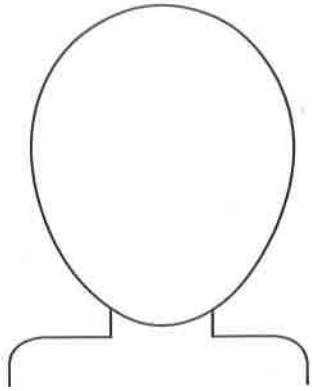


Use words that tell how you feel.

Read the feeling words in the box.
Write a feeling on the line.
Draw the face.
Tell about a time you felt that way.

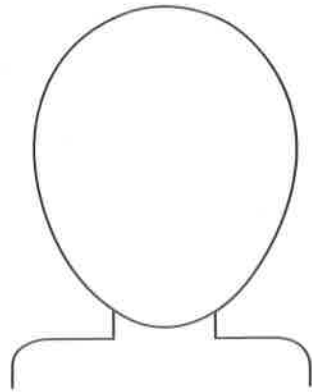
Word Box			
fine	happy	mad	sick
full	hungry	sad	tired
glad	hurt	scared	

1. _____

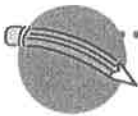


Draw or write:

2. _____



Draw or write:



Convention

Use an exclamation point to end sentences that show strong feelings.

Finish the sentence.
Write an exclamation point.

We are very hungry_____



Use just the right naming word.

Look at the pictures. Read the naming words.
Write a naming word to take the place of the underlined words.



bird



Cory



Ms. Jones



rice

1. The boy wakes up.

Cory wakes up.

2. He eats food for breakfast.

He eats _____ for breakfast.

3. He feeds his pet.

He feeds his _____.

4. He sees his teacher.

He sees _____.



Convention

Special words in people's names always begin with a capital letter.

Circle the capital letters in the special names.

Ms. Jones

Dr. Ortiz




Use just the right describing word.

Read the describing words.
Choose the best word for each picture.
Write the word on the line.

- 1. big
- huge



big



- 2. little
- tiny





- 3. hot
- warm





- 4. cold
- cool







Convention

Special words in people's names always begin with a capital letter.

Trace over each special word.

Mr. Lee

Ms. Ellis



Use just the right action word.

Read the story about Rosa and Dad.
Use the words from the word box to complete the sentences.

Words for "Says"
asks calls tells yells



Dad calls Rosa.



Rosa _____ to Dad.



Dad _____ Rosa.



Rosa _____ Dad.



Convention

Special words in people's names always begin with a capital letter.

Rewrite this name.
Use capital letters.

dr. chan _____



Use just the right word.

A. Write the name of your teacher.
Use capital letters.

B. Read each question.
Write your answers on the lines.

1. What does your teacher wear?

_____ naming word

_____ naming word

2. What does your teacher look like?

_____ describing word

_____ describing word

3. What does your teacher do?

_____ action word

_____ action word






Use just the right action words.

Look at the pictures.
Read each sentence.
If the action word is wrong, cross it out.
Write the correct word on the line.

Word Box
climb
ride
sit




The foxes ~~eat~~. climb



The foxes jump. _____



The foxes yell. _____



The foxes fly. _____



Convention

Add **es** to some naming words to name more than one.

Circle the **es** at the end of each naming word.


foxes

lunches



Use just the right describing word.
Use just the right naming word.

Look at the picture.
Read the words in the boxes.
Write a word to complete each sentence.



Describing Words	
big	little
huge	tiny

Naming Words	
bear	duck
doll	truck

1. The truck is tiny.
2. The duck is _____.
3. The _____ is big.
4. The bear is _____.



Convention

Add **es** to some naming words to name more than one.

Add **es** to each naming word.

brush _____ dress _____



Use just the right feeling word.
Use just the right naming word.

Look at each picture.
Read the words in the boxes.
Choose a feeling word and a naming word for each picture.

Feeling Words	
happy	hurt
hungry	sad


Naming Words	
box	glass
dish	lunch

1.  hungry dish

2.  _____

3.  _____

4.  _____



Convention

Add **es** to some naming words to name more than one.

Rewrite each word.
Add **es** to tell about more than one.


1. dish 2. glass

dishes _____



Use action words, describing words, feeling words, and naming words.

Look at the picture.
Read the words in the boxes.
Write words that tell about the picture.



Action Words	
climb	sit
eat	ride
fly	yell

Describing Words	
big	tiny
huge	little

Feeling Words	
happy	hurt
hungry	sad

Naming Words	
bear	glasses
boxes	lunches
dishes	duck

action words: _____

describing words: _____

feeling words: _____

naming words: _____