








Sequence of Events, A Hungry Dinosaur







SEQUENCE OF EVENTS
A BABY DINOSAUR !

2 SPOT THE DIFFERENCES

Name.....

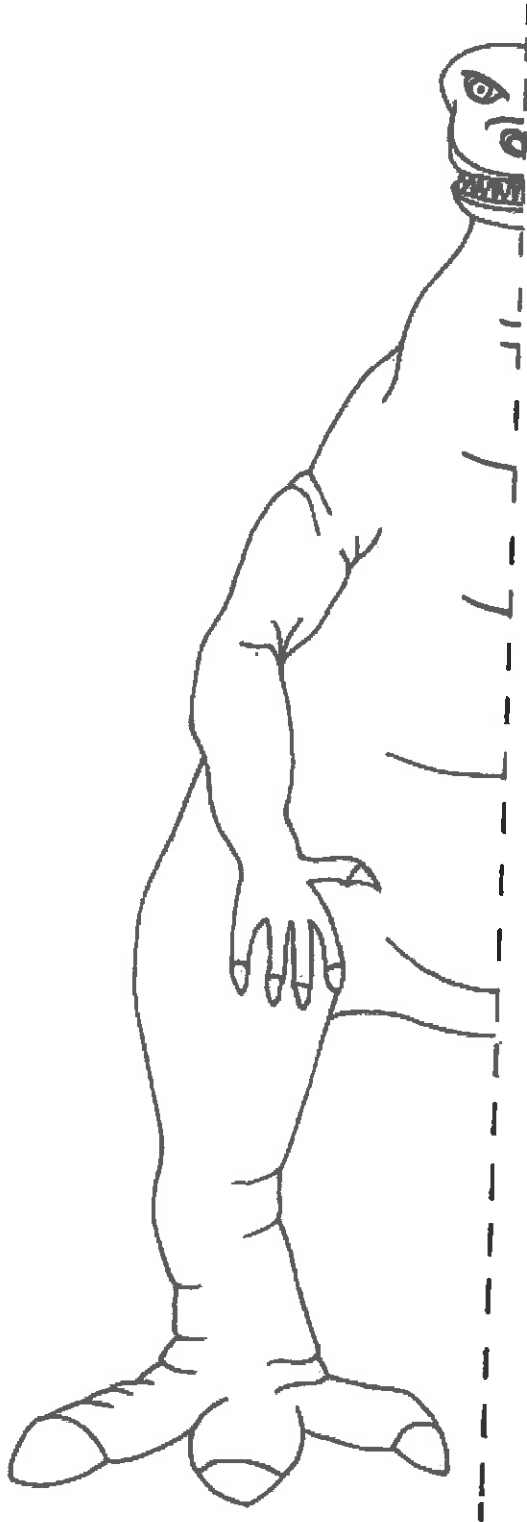
Look at the two pictures.
There are a number of things that are different.
How many differences can you spot?



5 FINISH THE DINOSAUR

Name.....

Draw the other half of this dinosaur.
Make sure you match every detail.
Add a tail yourself.



7 DINOSAUR JIGSAW

Name.....

Colour all the pieces and cut them out.

Put all the pieces together to see what kind of dinosaur you have made!



DOT TO DOT DINOSAUR

Name.....

Start at 0 and join the dots counting by twos.

What kind of dinosaur is it?

Draw the dinosaur in.

Write the name of the dinosaur in the space below the picture.



It is a


Name _____

One day, Penny went into her backyard with her brother Todd. She was surprised to see a huge, three-horned dinosaur in the garden.

"It's a Triceratops!" Penny exclaimed.

"Yes, and it's eating Mother's geraniums," Todd replied.

Write what happened next.



Word Bank
reptile
appetite
unusual
blooms
prehistoric
friendly
mean
chew
decide
hungry