



**Organization**

A story has a beginning, a middle, and an end.

Read the story.  
Trace the words.  
Draw a line from the pictures to the words.

**The Hat**



Jill had a new hat.

• beginning



The hat flew away.

• middle



Now the snowman has a hat.

• end

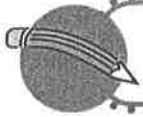


**Convention**

A sentence begins with a capital letter.

Circle the correct letter.  
Write it on the line.

T t \_\_\_\_\_ he wind blows.



**Organization**

A story has a beginning, a middle, and an end.

A. Look at the pictures.  
They tell a story.  
Label the story parts.

**Sam and Jen**



B. Read the sentences.  
Match the sentence to the story part.

Here is Jen! •

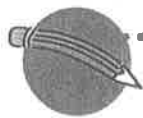
• beginning

Sam looks for Jen. •

• middle

Sam counts. •

• end



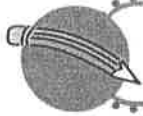
**Convention**

Start a name with  
a capital letter.

Copy each name.  
Start with a capital letter.

Sam \_\_\_\_\_

Jen \_\_\_\_\_



**Organization**

A story has a beginning, a middle, and an end.

Choose a story. Fill in the story map.

Write what happens in the beginning, middle, and end.

Beginning

---

---



Middle

---

---



End

---

---



**Convention**

Use a capital **I** to tell about yourself.

Finish the sentence.  
Write a capital **I**.

Ruby and \_\_\_\_ love books.



Give your story a beginning, a middle, and an end.

Think of a story about a dog that lost its bone.  
Write or draw what happens in the beginning, middle, and end.

**Beginning**

---



**Middle**

---



**End**

---




Tell about things in the order they happen.

A. Read the story.  
Look at each picture.


### Dino's Day

1



First, Dino eats his lunch.

2



Next, Dino takes a nap.

3



Then, Dino waits for Nick.

4



Last, Dino goes for a walk!

B. Read these sentences.  
Number them in the correct order.

\_\_\_ Then, Dino waits for Nick.

\_\_\_ Next, Dino takes a nap.

\_\_\_ Last, Dino goes for a walk!

\_\_\_ First, Dino eats his lunch.

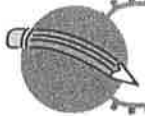


### Convention

A telling sentence  
ends with a period.

Circle the period in the sentence.

Dino loves Nick.







**Organization**

Tell about things in the order they happen.

Look at each picture.  
 Look at the words in the word box.  
 Use the words to complete the sentences.

**The Sun Comes and Goes**



1. \_\_\_\_\_, the sun comes up in the morning.
2. \_\_\_\_\_, the sun is above us.
3. \_\_\_\_\_, the sun goes down at night.
4. \_\_\_\_\_, we see the stars and the moon.

**Word Box**

- First
- Next
- Last
- Then



**Convention**

A telling sentence ends with a period.

Write the period.

The moon is yellow\_\_\_\_\_



Tell about things in the order they happen.

Complete each sentence.

Tell what you do before you go to bed every night.

Be sure each telling sentence ends with a period.

First, \_\_\_\_\_

Next, \_\_\_\_\_

Then, \_\_\_\_\_

Last, \_\_\_\_\_





Tell about things in the order they happen.

Think of four things you do before you go to school.  
Draw them in the correct order.

**1** First

A large, empty rectangular box with a thin black border, intended for drawing the first step of a sequence.

**2** Next

A large, empty rectangular box with a thin black border, intended for drawing the second step of a sequence.

**3** Then

A large, empty rectangular box with a thin black border, intended for drawing the third step of a sequence.

**4** Last

A large, empty rectangular box with a thin black border, intended for drawing the fourth step of a sequence.





The ending tells the last part of the story.

A. Read the story. Answer the question.

### Sad John



John is sad.  
He has no lunch.



Jess sits next to John.

Which part of the story is missing?

\_\_\_\_\_

B. Read the endings. Copy the better ending.

#### Ending 1

Jess gives John an apple.

#### Ending 2

Jess eats lunch.

\_\_\_\_\_

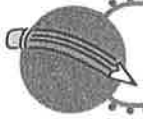


#### Convention

The words **to** and **two** sound the same. They mean different things.

Finish the sentence.  
Add the word **to**.

I walk \_\_\_\_\_ the table.




**Organization**

Finish your writing with a good ending.

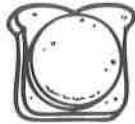
Read the steps for making a sandwich.  
Write the last step.

### How to Make a Sandwich

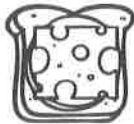
1. Start with a slice of bread.



2. Put meat on it.



3. Put cheese on it.

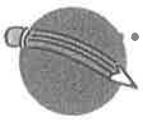


4. Put lettuce on it.



5. Put \_\_\_\_\_

\_\_\_\_\_



**Convention**

The words **to** and **two** sound the same. They mean different things.

Finish the sentence.  
Add the word **two**.

I eat \_\_\_\_\_ sandwiches.



Finish your writing with a good ending.

Read the story.

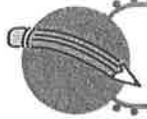
Write what Mama Bird says in the end.

### Baby Bird



\_\_\_\_\_

\_\_\_\_\_




**Organization**


Finish your writing with a good ending.

Read the story. Look at the pictures.  
Draw an ending for the story.

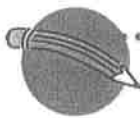
**Cats and Mouse**



Two cats sleep.



The mouse sees the cheese.  
Can it run to the cheese?



**Convention**

The words **to** and **two** sound the same. They mean different things.

Finish the sentences with **to** or **two**.


We go \_\_\_\_\_ the house.

We see \_\_\_\_\_ cats.



Some things are the same.  
Some things are different.

A. Trace the words.



B. Finish the sentences.

Use the word **same** or **different**.

Answer the question.

1. The bear  and the bear  are the \_\_\_\_\_.

2. The bear  and the truck  are \_\_\_\_\_.

3. How are the bear  and the truck  different?

\_\_\_\_\_



**Convention**

Start a month with a capital letter.

Trace the capital letter in each month.

May July



**Organization**

Some things are alike.

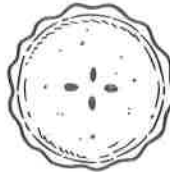
A. Trace the word.

alike


B. Look at each group of pictures.  
Circle the things that are **alike**.



1. pizza




pie



bunny



2. flower



truck



tree

C. Choose words to finish the sentences.

A \_\_\_\_\_ and a \_\_\_\_\_ are alike.

They are both \_\_\_\_\_.



**Convention**

Start a day of the week  
with a capital letter.

Trace the capital letter in each  
day of the week.

Sunday Friday



Tell how things are the same or different.

A. Read the chart.

Choose words from the chart to finish the sentences.

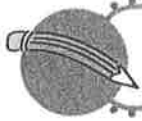
|  Summer Months | Winter Months  |
|---|---|
| July  | January   |
| August  | February  |

- July and August are alike.
- They are both summer months.
- August and \_\_\_\_\_ are different.
- August is \_\_\_\_\_.
- \_\_\_\_\_ is cold.

B. Draw one thing you do in the summer.  
Draw one thing you do in the winter.

Summer

Winter



**Organization**

Tell how things are the same or different.

Answer the questions.



**Monday**

**Saturday**

1. Is it a school day or a play day?

school day

2. Do you get up in the morning?

\_\_\_\_\_

3. Do you see your teacher?

\_\_\_\_\_

4. Draw something you do on Mondays.

1. Is it a school day or a play day?

play day

2. Do you get up in the morning?

\_\_\_\_\_

3. Do you see your teacher?

\_\_\_\_\_

4. Draw something you do on Saturdays.



**Convention**

Start a day of the week with a capital letter.

What day is today?  
Write it on the line.

\_\_\_\_\_



**Organization**

A story has a beginning, a middle, and an end.

- A. Look at the picture story.  
Write an **X** under the picture that shows the **middle** of the story.

**The Wet Cat**



\_\_\_\_\_



\_\_\_\_\_



\_\_\_\_\_

- B. Answer the questions about the story.

Look at the **beginning** picture.  
Who is in the rain?

\_\_\_\_\_

Look at the **end** picture.  
Who chases the cat?

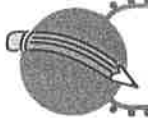
\_\_\_\_\_

**Convention**

Start each word in the name of a street with a capital letter.

Circle the capital letters in the street names.

Elm Street      Pine Road



**Organization**

Finish your writing with a good ending.

- A. Read the story.  
Look at the pictures.

**Holly and the Ball**



Holly plays ball.



Holly breaks a window.

- B. Draw an ending to the story.  
Use words or a sentence to tell about your ending.

---

---

---

---



**Convention**

Start each word in the name of a street with a capital letter.


Trace the capital letters in the street name.

Holly lives on  
Main Street.


**Organization**

Tell how things are the same and different.

Look at the words in the word box.  
Use the words to finish the sentences.



banana



apple

**Word Box**

alike

different

long

round

fruits

- Bananas and apples are alike.
- They are both \_\_\_\_\_.
- Bananas and apples are different.
- Bananas are \_\_\_\_\_.
- Apples are \_\_\_\_\_.

**Convention**

Start each word in  
a street name with  
a capital letter.

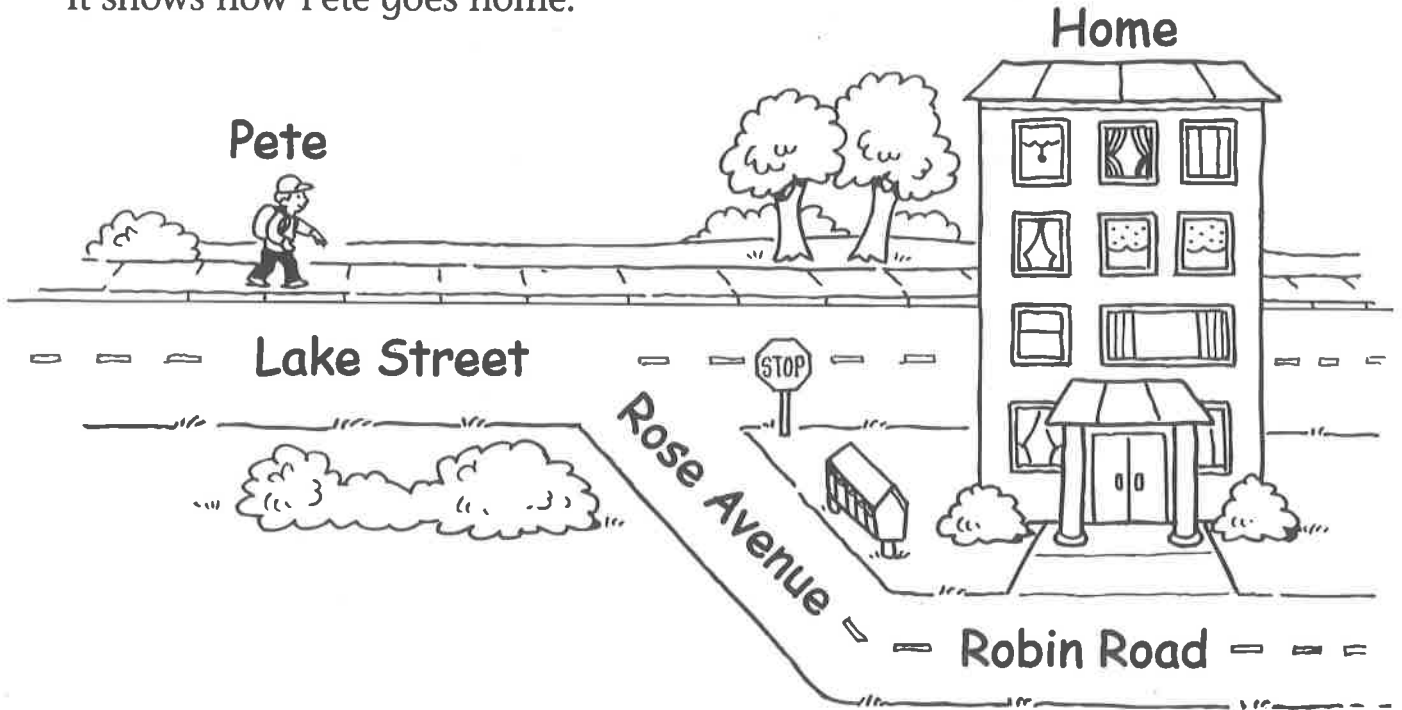
Circle the street names.  
Fix the missing capital letters.

main street is long. elm road is short.

**Organization**

Tell about things in the order they happen.

A. Look at the picture.  
It shows how Pete goes home.



B. Answer the questions.

1. Where does Pete go first?

\_\_\_\_\_

2. Where does Pete go next?

\_\_\_\_\_

3. Where does Pete go last?

\_\_\_\_\_