

**Ideas**

A topic is what something is about.

A. Trace the word.

topic

B. Read the sentences.
Circle the topic.

The beach is fun.
We swim in the water.
We play in the sand.
We love the beach.



beach



house

Are all the sentences about the same topic?


yes no

C. Read the sentences.
Circle the topic.

Paws is a cat.
Paws eats cat food.
She sleeps with me.
She is very soft.



me



Paws

Are all the sentences about the same topic?


yes no



A topic is what something is about.

Read the sentences.
Look at the picture.
Answer the questions.

We like pizza.
Friday is Pizza Day.
Pizza is yummy!



What is the topic of the sentences?

Does the picture go with the topic?

yes no

Draw a picture that goes with the topic.




Convention

A sentence begins with a capital letter.

Circle the capital letter.

The pizza is good.



Choose a topic before you write.



- A. Read the story topics.
Choose one to write about. Circle it.

Story Topics

a happy robot

a scary monster

a big fish



- B. Write a sentence about the topic.
Start the sentence with a capital letter.



Convention

A sentence begins
with a capital letter.

Trace the sentence.
Circle the capital letter.

The robot is nice.



Choose a topic before you write.

Write and draw three topics.

1. _____

Draw:

2. _____

Draw:

3. _____

Draw:



Convention

A sentence begins with a capital letter.

Read the sentence.
Fix the missing capital letter.

here is my dad.



A good topic is fun to read about.

Which topic is more fun to read about?
Copy it.



milk



milk and cookies

1. Fun topic: _____



splash



rain


2. Fun topic: _____



A good topic is fun to read about.

Look at the picture.
Read the sentence pairs.
Which pair is more fun to read?

1



a. We go to the park.
We see trees.

b. We play ball at the park.
Emma's team wins.

2



a. Lunch is great.
I sit by Billy.

b. I eat lunch.
I eat dinner.



Convention

Put a space between words in a sentence.

Trace this sentence.

We play ball.




Choose one good topic.

Read each topic.
Think of a better topic.
Write and draw your topic.

1. Topic: bugs

One kind of bug:

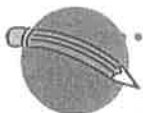

Draw:



2. Topic: toys

One kind of toy:

Draw:



Convention

Put a space between words in a sentence.

Copy the sentence.
Leave a space between words.

The ant is small.



Make your topic fun to read about.

A. Read the topics.
Finish the sentences.



1. Topic: Recess

We like to _____.


2. Topic: Food

_____ is yummy.

3. Topic: Stories

_____ is a funny story.

B. Choose one topic.
Draw a picture.





Details tell about your topic.

A. Trace the word.

detail

B. Read the sentences.
Underline the details.

1. Ally is my friend.
She has long hair.
She smiles a lot.



Ally

2. Bananas taste good.
They are yellow.
They smell sweet.



bananas



Convention

Start a name with
a capital letter.

Read the names.
Trace the capital letters.

Ally Josh

Maria Sam



Use details to tell about your topic.

A. Look at the picture of Ted.
Answer the questions about him.

1. Is Ted happy or sad?

2. What is on Ted's head?

3. What is in Ted's hands?



B. Finish the sentence.

Ted has a _____.



Convention

Start a name with
a capital letter.

Trace the name. Circle the capital letter.

I see Ted.

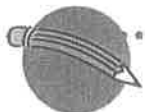


Use details to tell about your topic.

- A. Look at the picture of the bus.
Add a detail to the picture.



- B. Write the detail you added to the picture.



Convention

Start a name with
a capital letter.

Copy the first and last name.
Start both with a capital letter.

Lisa Wong



Use details to tell about your topic.

Write your name in the box.
Draw or write details about yourself in the ovals.

The form is a graphic organizer. At the top is a rectangular box with the text "Name:" inside. A vertical line extends downwards from the center of the bottom edge of this box. From the left and right sides of the bottom edge of the "Name:" box, two diagonal lines extend downwards and outwards to the top of two ovals. A third oval is positioned at the bottom of the vertical line, connected to it by a short vertical segment. Each of the three ovals contains the text "Detail:".



Good details make pictures in your mind.

- A. Read the sentences.
Which ones have the best details?
Circle the sentences.


Ocean Park

We went to Ocean Park today.

I fed an otter!

I saw two whales jump into the air.

We came home.



- B. Read the sentences.
Which one has the best detail?
Copy the sentence.

We held sea stars.

We sat down.



Convention

Add an **s** to some naming words to tell about more than one.

Circle the **s** at the end of each naming word.

whales cats birds



Good details make pictures in your mind.

Read the sentences about the fair.
Complete the last sentence.
Write a good detail about the picture.

The Fair

- You can play fun games.
- You can win silly prizes.
- You can eat a hot dog.



You can _____



Convention

Add an **s** to some naming words to tell about more than one.

Add an **s** to each naming word.

game___ prize___ kid___



Make sure each detail tells about your topic.

- A. Read the sentences about "The Three Little Pigs." Cross out sentences that do not tell about the topic.

The Three Little Pigs


Three pigs had three houses.

A big bad wolf came.

Apples are yummy.

The wolf blew a house down.

I can run fast.



- B. Look at the picture. Write a new sentence about the story.



Convention

Add an **s** to some naming words to tell about more than one.

Rewrite each word.
Add an **s** to tell about more than one.

1. pig 

2. apple 



Make sure each detail tells about your topic.

Choose a book you like.
Answer the question.

Book Title: _____

What happens in the book?

Write or draw details for each part.

Beginning


Middle

End




Choose a topic before you write.

- A. Read the animal topics.
Choose one to write about.
Circle the word.



lion



zebra



frog

- B. Finish the sentence.

I can write about a _____



Convention

Use a capital **I** to tell about yourself.

Trace each capital I.

I have a fish.

I feed my fish.



Choose one good topic.

Write or draw three sports you like.

Sports I Like:

--	--	--

Which is the best sport of all?



Convention

Use a capital **I** to tell about yourself.

Finish each sentence.
Write a capital **I**.

You and ____ can play a game.

____ will go first.



Make sure each detail tells about your topic.

- A. Read the sentences about the party.
Cross out sentences that do not tell about the topic.

Cam's Birthday Party

We eat cake.

I like recess.

Cam opens her presents.

My sister is sick today.

We sing "Happy Birthday to You."



- B. Look at the picture.
Finish the sentence.

We wear _____



Convention

Use a capital **I** to
tell about yourself.

Write a sentence with **I**.
Tell what you like.



Use good details to tell about your topic.

- A. Draw a picture of a party.
Draw as many details as you can.

A large, empty rectangular box with rounded corners and a thin black border, intended for a student to draw a picture of a party.

- B. Circle two good details in your drawing.
Write them below.
